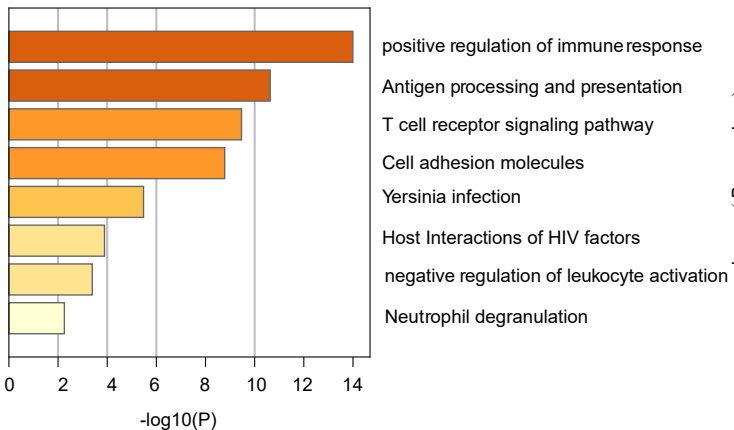
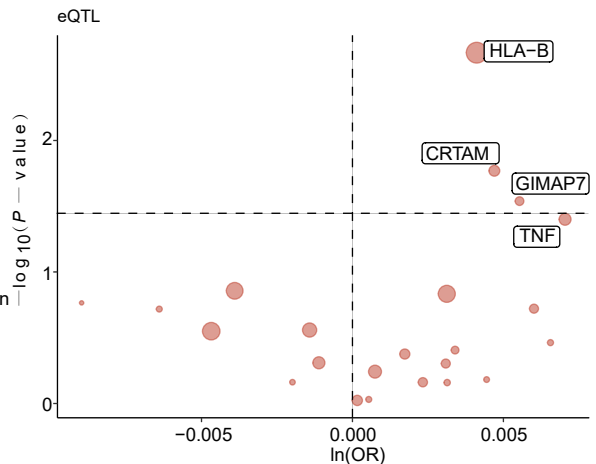


A



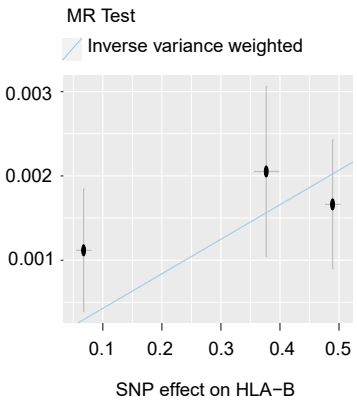
B



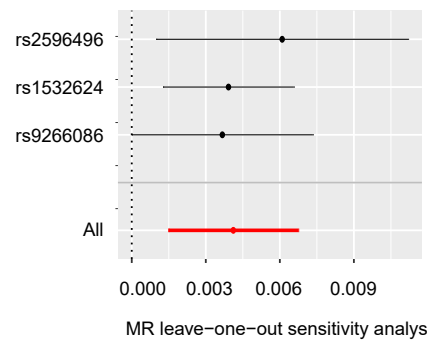
C

exposure	method	n SNP	pval	OR (95% CI)
CRTAM	Inverse variance weighted	3	0.016999070	1.0047 (1.0008 – 1.0086)
GIMAP7	Inverse variance weighted	2	0.028917820	1.0055 (1.0006 – 1.0106)
TNF	Inverse variance weighted	3	0.039735208	1.0071 (1.0003 – 1.0138)
HLA-B	Inverse variance weighted	3	0.002149937	1.0041 (1.0015 – 1.0068)

D



E



F

